



Water on Earth

Stage 1

Exploring water on Earth

Lesson 1

Water on Earth

Activity 1: Wondering about water

Wondering about water on Earth?

Where is most of it?

Is there more water or land?

Does ice count as water?




How did Earth get its water?

Nobody is sure where water first came from.

Some scientists think it arrived on Earth billions of years ago on icy comets.

Others think water existed in rocks that made up Earth. Possibly volcanoes released water vapor into the atmosphere.

Or both! What do you think?



Lesson 1

Water on Earth

Activity 2: Where in the world is water?


Where in the world is water?



71%, or about $\frac{3}{4}$, of the Earth is covered in water!



Water



Land

Lesson 1

Water on Earth

Activity 3: Can you create an Earth artwork?

**we are so lucky,
nearly 3/4 is
covered in water**

Can you create
your own Earth?



Lesson 2

Types of water on Earth

Activity 1: Is all water the same?

Is all water the same?



Find different types of water on Earth




Did you know there's even water underground?



**there are many
different types
of water**

Water on Earth video

[youtube.com/watch?v=bW2kFQzlu5o](https://www.youtube.com/watch?v=bW2kFQzlu5o)

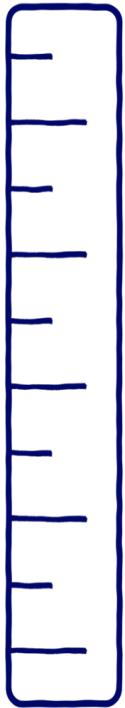


Lesson 2

Types of water on Earth

Activity 2: Demonstration – measuring water on Earth

Measuring water on Earth



bucket
(oceans & seas)



more than half a glass
(ice, glaciers)



less than half glass
(groundwater)



a few drops
(rivers & lakes)

Lesson 2

Types of water on Earth

Optional activity: Can we remove salt from saltwater?

Can we make freshwater from saltwater?

















Freshwater has a little salt



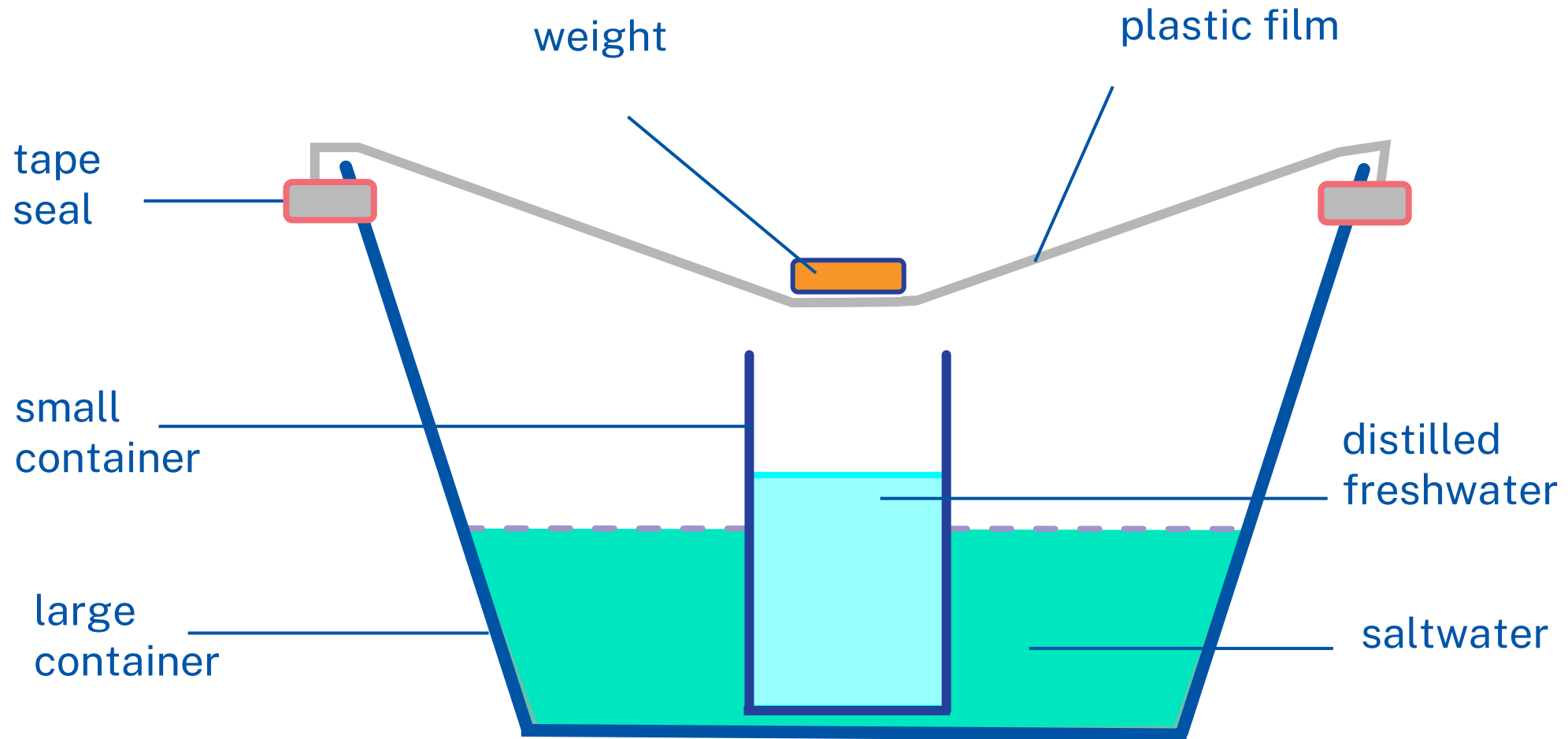
Saltwater has a lot of salt

Plan an investigation

Experiment title: Can we make freshwater from saltwater?

<p>1 questions What am I going to investigate (try to find out)?</p>  <p>Can we make freshwater from saltwater? How?</p>	<p>2 hypothesis What do I think will happen (prediction)? Why?</p> 	<p>3 materials What materials (things) will I use?</p> 
<p>4 method How will I use my materials? Draw or take photos to help explain.</p> 	<p>5 hazards What are some hazards? (things that could cause harm)</p> 	<p>6 risks What can I do to reduce risks? (chance that hazards cause harm)</p> 
<p>7 observation What did I...</p>  <p> see  smell  hear  feel  taste?</p>	<p>8 conclusion What did I find out? Did my prediction come true? Why or why not?</p> 	<p>9 questions What questions do I have now? What do I want to know more about?</p> 

Distillation activity



What happened and why?



Lesson 3

Water in Australia

Activity 1: Where is water in Australia?

Can you find....

[Google Earth](#) [Google Maps](#)



Oceans

Pacific Ocean
Indian Ocean
Southern Ocean

Rivers

Murray River
Darling River
Blackmore River
Parramatta River
Hawkesbury-Nepean River

Lakes

Lake Burragorang
Kati Thanda-Lake Eyre
Wilkinson-Lake Mackay



Did you know?

The deepest part of the ocean is about 11,000 m down.

That's over 350 Blue whales head to tail.

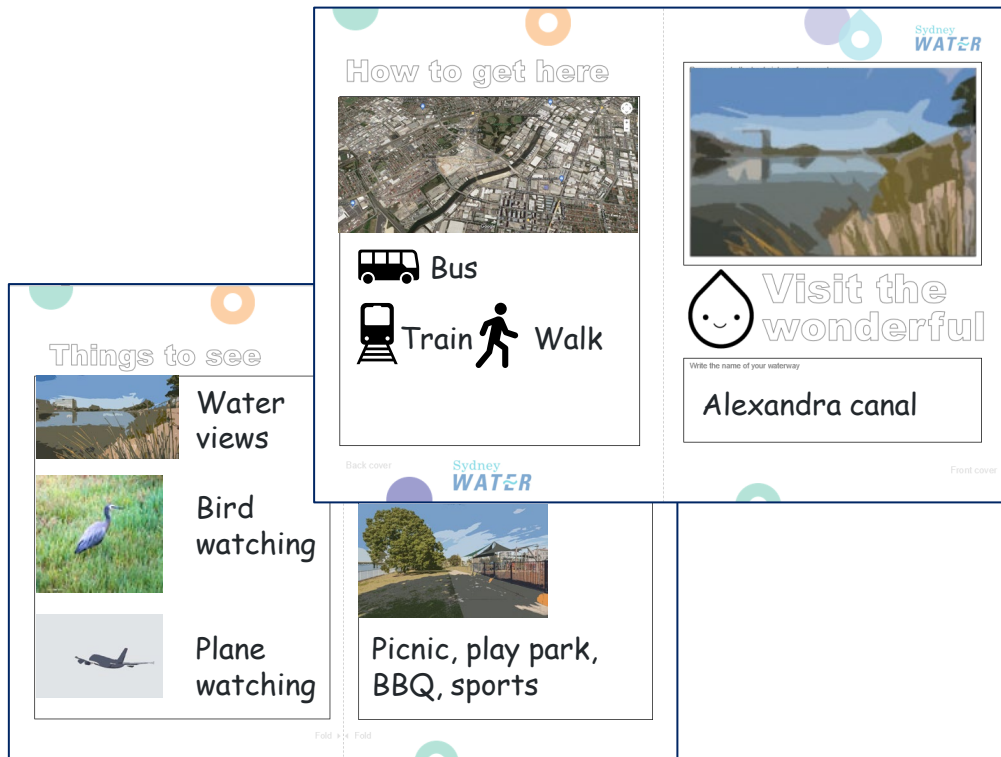
Lesson 3

Water in Australia

Activity 2: Is water near you?

Find your special local waterway

Create your own watery walking guide or map



Follow the water's path to the ocean.

What does it pass along the way?

What can you see?
What can you do?



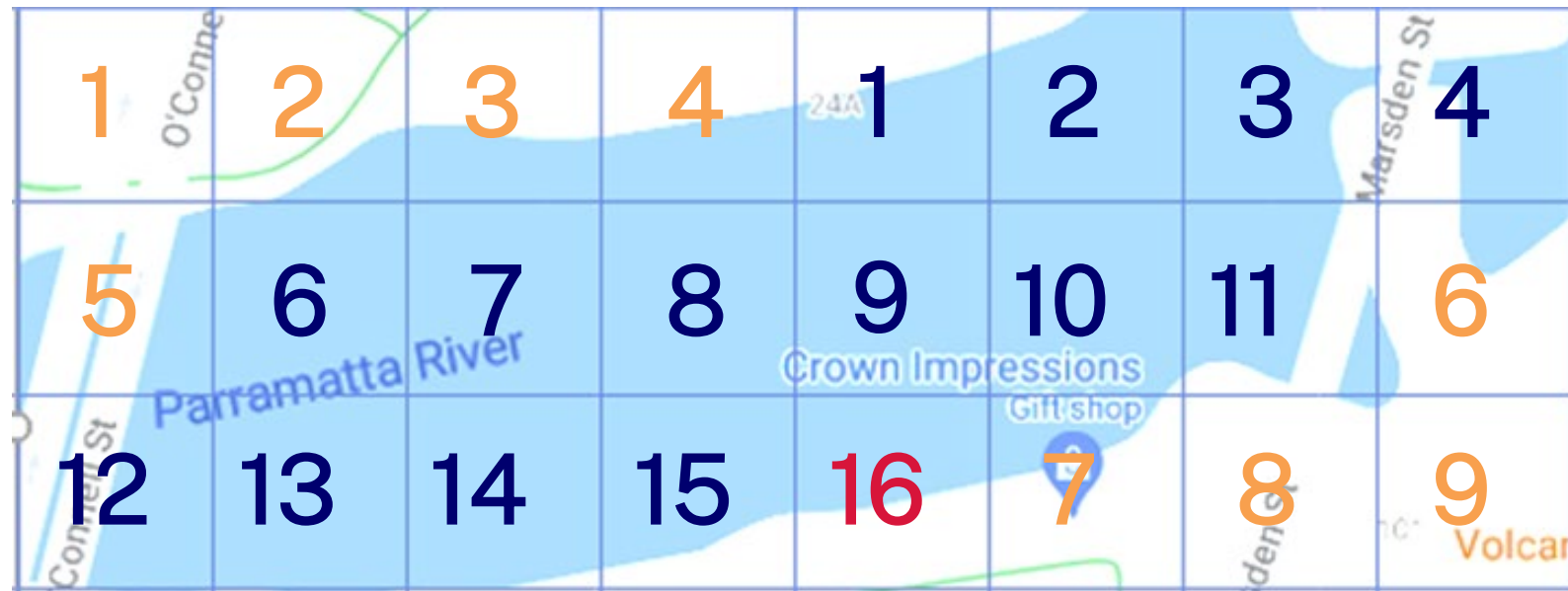
Lesson 3

Water in Australia

Activity 3: Can you count and compare?

Can you count and compare?

How many squares are mostly water? How many squares are mostly land?



Is there more water or land?

Types of water on Earth

Extension: Practical investigation – is there a difference between saltwater and freshwater?

Is there a difference?

Can we test the difference?






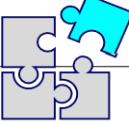








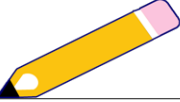

Freshwater has a little salt



Saltwater has a lot of salt

Plan an investigation

Experiment title: Is there a difference between saltwater and freshwater?


<p>1 questions What am I going to investigate (try to find out)?</p>  <p>How do we test the difference between saltwater and freshwater?</p>	<p>2 hypothesis What do I think will happen (prediction)? Why?</p> 	<p>3 materials What materials (things) will I use?</p> 
<p>4 method How will I use my materials? Draw or take photos to help explain.</p> 	<p>5 hazards What are some hazards? (things that could cause harm)</p> 	<p>6 risks What can I do to reduce risks? (chance that hazards cause harm)</p> 
<p>7 observation What did I...</p>  <p> see  smell  hear  feel  taste?</p>	<p>8 conclusion What did I find out? Did my prediction come true? Why or why not?</p> 	<p>9 questions What questions do I have now? What do I want to know more about?</p> 

Are the different types of water going to act the same?



Cup	Type of water	Make the egg float or sink?
One	freshwater	?
Two	saltwater	?
Three	half freshwater + half saltwater	?

What happened and why?



What I learned about water

Write or draw
in a droplet.

